



Dianna Spieker
Tom Green County Treasurer

FY 2021 Monthly Report
August 2021

THE STATE OF TEXAS ()
COUNTY OF TOM GREEN ()
AFFIDAVIT ()

Pursuant to LGC 114.026 I, Dianna M Spieker, Tom Green County Treasurer do hereby submit The Treasurers' Monthly Report. This report includes, but not limited to, money received and disbursed; debts due to (if known) and owed by the county; and all other proceedings in the treasurer's office that pertain to the Financial Standing of Tom Green County. The Treasurer's Books and the Auditor's General Ledger agree. The Bank Statements have been reconciled; any adjustments have been noted including any amount that has been identified as irreconcilable. Irreconcilable differences will be noted and carried in transit until such time as they have been identified and reconciled on the individual bank statements.


Pursuant to Pursuant to GC 2256.023 Internal Management Reports will be reported on a Quarterly Basis in FY21. In prior fiscal years I included said information in this monthly report.

As a matter of internal accounting procedure, any interest earned that is posted by financial institutions to our accounts on the last business day of the month is not included in the combined statement of receipts and disbursements until the following month. Credit Card and E-filing funds are deposited to Clearing Accounts and reconciled monthly. Any funds not previously booked will be credited the following month. These amounts are disclosed in this report .

The total amount of deposits in custody as of the date of this report is the amount of deposits per the combined statement of receipts and disbursements are listed on page 2.

Therefore, Dianna Spieker, County Treasurer of Tom Green County, Texas, who being fully sworn, upon oath says that the within and foregoing report is true and correct to the best of her knowledge.

Filed with accompanying vouchers this, the 28th day of September, 2021.


Dianna Spieker, Treasurer, Tom Green County / Date


Commissioners' Court having reviewed the Treasurer's Report, on this date, as presented, having taken reasonable steps to ensure its accuracy and based upon presentations of the Treasurer's Office approve the report, subject to the county auditor's review and request that it be filed with the official minutes of this meeting. {LGC 114.026(c)}


In addition, the below signatures affirm that the Treasurers' Report complies with statutes as referenced. {LGC 114.026(d)}

The affidavit must state the amount of the cash and other assets that are in the custody of the county treasurer at the time of the examination. {LGC 114.026(d)} **\$ 63,684,611.21** Month Ending Balance


County Judge Stephen C. Floyd


Commissioner Ralph Hoelscher- Pct. #1


Commissioner Sammy Farmer- Pct. #2


Commissioner Rick Bacon - Pct. #3


Commissioner Bill Ford - Pct. #4

Treasurer's Monthly Report

Prepared by Dianna Spieker, Tom Green County Treasurer

Section 1 – Fund Balances

Summary of Funds Page 1

Trial Balance for Cash Per Fund Page 5

Trial Balance for Investments Per Fund Page 20

Section 2 - Cash Flow

Interest Page 21

Bank Service Charge Page 23

Credit Card and Efile Accounts Page 24

Section 3 - Debt

Bond Indebtedness Page 25

Section 4 - Collateral

Wells Fargo Bank Collateral Page 28

Funds the Bank has pledged on behalf of Tom Green County, per the Bank Depository Bid.

Summary of Funds

Detailed by Type Monies Held by Treasurer Spieker

August 2021 Ending Balance

<u>Bank</u>	<u>Account</u>	<u>#</u>	<u>FUND</u>	<u>TOTAL</u>	<u>Wells Fargo</u>	<u>Texas Class</u>	<u>CD's</u>	<u>Texpool</u> <u>TexpoolPrime</u>
OPER	001	GENERAL		34,724,531.62	5,380,125.93	13,641,731.05	5,196,640.16	10,506,034.48
OPER	005	R&B #1&3		439,194.62	439,194.62			
OPER	006	R&B #2&4		295,806.88	295,806.88			
CAFÉ	009	CAFÉ' TRUST		33,718.17	33,718.17			
OPER	010	CO. LAW LIBR.		121,324.80	121,324.80			
ZP	011	ZP-CAFÉ		2,500.00	2,500.00			
OPER	012	JCTF		16,736.30	16,736.30			
OPER	013	DC TECH		62,900.32	62,900.32			
OPER	015	LIBR DONATE		307,697.51	307,697.51			
OPER	016	RECORDS MGT-DC		9,983.17	9,983.17			
OPER	018	CRTHSE SEC		44,771.25	44,771.25			
OPER	019	CC/RM		64,128.19	64,128.19			
OPER	021	CIP DONATE		15,004.51	15,004.51			
OPER	022	BATES		81,893.39	81,893.39			
OPER	023	DIST/COUNTY TECH		13,540.04	13,540.04			
OPER	024	SPEC COURT		9,810.58	9,810.58			
OPER	026	SPEC REV TRIALS		750,000.00	750,000.00			
GRANT	027	TCDP		5.00	5.00			
OPER	028	TRU/Pre Diversion		71,219.21	71,219.21			
OPER	030	CC PRESERV		219,543.82	219,543.82			
OPER	031	CC		18,628.68	18,628.68			
OPER	032	CC ARCHIVE		222,588.33	222,588.33			
OPER	035	Child Abuse		242.29	242.29			
OPER	036	Third Crt of Appeals		950.65	950.65			
OPER	037	Justice Security		120,513.97	120,513.97			
OPER	038	WASTEWATER		730.00	730.00			
OPER	041	CA-Pretrial		30,061.67	30,061.67			
OPER	043	DA-Pretrial		79,674.27	79,674.27			
OPER	045	CO ATTY		5,150.44	5,150.44			
OPER	047	JURY DONATE		1,296.00	1,296.00			
OPER	048	ELECT CNTRCT		138,863.19	138,863.19			

Detailed by Type Monies Held by Treasurer Spieker

August 2021 Ending Balance

<u>Bank</u>	<u>Account</u>	<u>#</u>	<u>FUND</u>	<u>TOTAL</u>	<u>Wells Fargo</u>	<u>Texas Class</u>	<u>CD's</u>	<u>Texpool</u> <u>TexpoolPrime</u>
OPER	050	51ST D.A. ST		2,700.73	2,700.73			
OPER	051	LATERAL RDS		6,006.60	6,006.60			
FORT	052	51ST D.A.		737,908.57	737,908.57			
LPPF	054	LPPF		5,499,629.68	5,499,629.68			
OPER	055	119TH DA ST		6,645.43	6,645.43			
OPER	056	STATE FEES-CIVIL		92,414.66	92,414.66			
FORT	058	119TH DA SPEC		31,417.82	31,417.82			
CSCD	061	BIPP		5,121.92	5,121.92			
CSCD	062	AIC/CHAP PROGRAM		(79,951.70)	(79,951.70)			
CSCD	063	TAIP/CSC GRNT		60,793.02	60,793.02			
CSCD	064	D.T.P.		15,880.66	15,880.66			
CSCD	065	CSCD		1,210,232.85	1,210,232.85			
CSCD	066	CRTC		650,152.74	650,152.74			
CSCD	069	SUB. ABUSE		18,109.47	18,109.47			
OPER	071	ST & MPL FEES		43,435.22	43,435.22			
OPER	072	CCC		129,022.38	129,022.38			
OPER	073	GRAFFITI		636.72	636.72			
OPER	077	Unclaimed Property		31,455.99	31,455.99			
OPER	078	Bail Bond Board		632,175.90	0.00	222,175.90	410,000.00	
BOND	080	2018 IS		0.00	0.00			
BOND	081	2017 IS		0.00	0.00			
OPER	082	JUDICIAL-Dist/JP		33,235.93	33,235.93			
OPER	088	09 TAN Construction		0.00	0.00			
BOND	089	2015 IS		511,901.63	511,901.63			
PAYL	095	PAYROLL		4,687.64	4,687.64			
OPER	097	LEOSE/Sheriff		31,695.10	31,695.10			
OPER	098	CRSFF		8,359.52	8,359.52			
OPER	100	CA LEOSE		556.61	556.61			
OPER	101	17 Construction		0.00	0.00			
OPER	102	Const 1 LEOSE		3,447.07	3,447.07			
OPER	103	Const 2 LEOSE		8,386.55	8,386.55			

Detailed by Type Monies Held by Treasurer Spieker

August 2021 Ending Balance

<u>Bank</u>							<u>Texpool</u>
<u>Account</u>	<u>#</u>	<u>FUND</u>	<u>TOTAL</u>	<u>Wells Fargo</u>	<u>Texas Class</u>	<u>CD's</u>	<u>TexpoolPrime</u>
OPER	104	Const 3 LEOSE	3,619.04	3,619.04			
OPER	105	Const 4 LEOSE	1,873.76	1,873.76			
OPER	106	CRTRANS	0.00	0.00			
CSCD	109	TCOMI	16,843.85	16,843.85			
OPER	110	JDPF	42,384.42	42,384.42			
OPER	111	CJ EXCESS	17,551.95	17,551.95			
OPER	112	JUV Restitution	336.45	336.45			
OPER	114	Child Safety	33,738.20	33,738.20			
CSCD	116	CRTC-Female	970,232.16	970,232.16			
OPER	117	JUV Unclaimed Rest	5,080.05	5,080.05			
OPER	120	2018 Construction	1,583,072.56	488,399.59	1,094,672.97		
PAYL	125	PAYL-Benefit	0.00	0.00			
CSCD	150	CCP	13,902.81	13,902.81			
CSCD	155	CCP	9,927.19	9,927.19			
CSCD	156	CCP	13,798.18	13,798.18			
CSCD	157	Pretrail Diversion	31,540.86	31,540.86			
FORT	401	Sheriff	197,692.06	197,692.06			
JUV	503	Com Cor/Reg	94,569.40	94,569.40			
JUV	504	IV-E Prog Reg	151,886.64	151,886.64			
JUV	508	PSJPO/REG/123	14,115.03	14,115.03			
JUV	509	PY INT/Reg	11,962.51	11,962.51			
JUV	517	IV-E Prog Int Coke	9,842.15	9,842.15			
JUV	540	Grant "R" TGC	0.00	0.00			
JUV	541	Diversion TGC	0.00	0.00			
JUV	560	Basic Probation	12,228.32	12,228.32			
JUV	561	Community Programs	5,385.23	5,385.23			
JUV	562	Prepost SDJ	(12,928.97)	(12,928.97)			
JUV	563	Prepost SDJ	1.00	1.00			
JUV	564	Services Regional	260.45	260.45			
JUV	570	Grant A Basic	3,724.54	3,724.54			
JUV	571	Grant A CP	10,705.54	10,705.54			

Detailed by Type Monies Held by Treasurer Spieker

August 2021 Ending Balance

<u>Bank Account</u>	<u>#</u>	<u>FUND</u>	<u>TOTAL</u>	<u>Wells Fargo</u>	<u>Texas Class</u>	<u>CD's</u>	<u>Texpool TexpoolPrime</u>
JUV	572	Grant A PPA	295,219.33	295,219.33			
JUV	573	Grant A CD	0.00	0.00			
JUV	574	Grant A MH	14,653.29	14,653.29			
JUV	582	TYC	38,075.73	38,075.73			
JUV	583	IV-E Program	1,227,977.26	1,227,977.26			
JUV	595	GRANT M	751.77	751.77			
JUV	596	GRANT S	0.00	0.00			
JUV	597	IV-E Prog Int TGC	59,851.06	59,851.06			
JUV	599	PY INTEREST	7,135.23	7,135.23			
OPER	600	Mandated	24,130.30	24,130.30			
OPER	613	DA Grants	(16,897.97)	(16,897.97)			
OPER	625	CA Grants	(7,849.01)	(7,849.01)			
OPER	665	Adult PROB Grants	(1,830.05)	(1,830.05)			
OPER	654	Sheriff Grants	(13,670.29)	(13,670.29)			
OPER	699	Misc Block Grants	11,214,651.60	1,636,936.08	6,577,592.61		3,000,122.91
		TOTAL	\$63,684,611.21	\$ 23,035,641.13	\$21,536,172.53	\$5,606,640.16	\$13,506,157.39

0.00 Verify Balance Versus GL
Net Zero **\$ 63,684,611.21**

OPER Operating Bank Account
BOND Debt Bank Account
CAFÉ' Cafeteria 125 IRS Trust
LPPF Local Provider Participation Fund

ZP CAFÉ' Zesch Pickett Cafeteria
FORT Fortfeiture
JUV Juvenile State Funds
CSCD Adult State Funds
PAYL Payroll
GRANT Grant Funds
WIRE Wire Clearing Account

11010 \$ 23,035,641.13
115** \$ 40,648,970.08

4

Trial Balance

Cash	11010
Securities	11512
Certificates of Deposits	11513
Texas Class	11515
Texpool	11517
Texpool Prime	11518

09/03/2021 09:04
adam8298

TOM GREEN COUNTY
ACCOUNT SUMMARY TRIAL BALANCE FOR FY21/AUG TO AUG
FUND

P 1
glatrbal

ACCOUNT ACCOUNT NAME	BEG. BALANCE	ORG	DEBITS	CREDITS	NET CHANGE	END BALANCE
0001-00-000-000-0000-11010 - CASH	5,566,890.99	0001	4,958,928.93	5,145,693.99	-186,765.06	5,380,125.93
TOTALS FOR FUND 0001 GENERAL FUND	5,566,890.99		4,958,928.93	5,145,693.99	-186,765.06	5,380,125.93
0005 ROAD & BRIDGE PRECINCT 1 & 3 0005-00-000-000-0000-11010 - CASH	442,526.83	0005	64,363.11	67,695.32	-3,332.21	439,194.62
TOTALS FOR FUND 0005 ROAD & BRIDGE PRECINCT 1 & 3	442,526.83		64,363.11	67,695.32	-3,332.21	439,194.62
0006 ROAD & BRIDGE PRECINCT 2 & 4 0006-00-000-000-0000-11010 - CASH	271,071.70	0006	57,221.58	32,486.40	24,735.18	295,806.88
TOTALS FOR FUND 0006 ROAD & BRIDGE PRECINCT 2 & 4	271,071.70		57,221.58	32,486.40	24,735.18	295,806.88
0009 CAFETERIA PLAN TRUST 0009-00-000-000-0000-11010 - CASH	31,633.87	0009	4,851.06	2,766.76	2,084.30	33,718.17
TOTALS FOR FUND 0009 CAFETERIA PLAN TRUST	31,633.87		4,851.06	2,766.76	2,084.30	33,718.17
0010 COUNTY LAW LIBRARY 0010-00-000-000-0000-11010 - CASH	119,641.43	0010	6,496.97	4,813.60	1,683.37	121,324.80
TOTALS FOR FUND 0010 COUNTY LAW LIBRARY	119,641.43		6,496.97	4,813.60	1,683.37	121,324.80
0011 CAFETERIA/ZP 0011-00-000-000-0000-11010 - CASH	2,500.00	0011	2,766.76	2,766.76	.00	2,500.00
TOTALS FOR FUND 0011 CAFETERIA/ZP	2,500.00		2,766.76	2,766.76	.00	2,500.00
0012 JUSTICE COURT TECHNOLOGY 0012-00-000-000-0000-11010 - CASH	14,737.49	0012	1,998.81	.00	1,998.81	16,736.30
TOTALS FOR FUND 0012 JUSTICE COURT TECHNOLOGY	14,737.49		1,998.81	.00	1,998.81	16,736.30
0013 DISTRICT CLERK TECHNOLOGY FUND 0013-00-000-000-0000-11010 - CASH	61,476.32	0013	1,424.00	.00	1,424.00	62,900.32

09/03/2021 09:04
adam8298

TOM GREEN COUNTY
ACCOUNT SUMMARY TRIAL BALANCE FOR FY21/AUG TO AUG
FUND

P 2
glatrbal

ACCOUNT ACCOUNT NAME	BEG. BALANCE	ORG	DEBITS	CREDITS	NET CHANGE	END BALANCE
TOTALS FOR FUND 0013 DISTRICT CLERK. TECHNOLOGY FUND	61,476.32		1,424.00	.00	1,424.00	62,900.32
0015 LIBRARY DONATIONS 0015-00-000-000-0000-11010 - CASH	319,631.28	0015	2,179.41	14,113.18	-11,933.77	307,697.51
TOTALS FOR FUND 0015 LIBRARY DONATIONS	319,631.28		2,179.41	14,113.18	-11,933.77	307,697.51
0016 COUNTY RECORDS MGMT FUND 0016-00-000-000-0000-11010 - CASH	9,251.31	0016	731.86	.00	731.86	9,983.17
TOTALS FOR FUND 0016 COUNTY RECORDS MGMT FUND	9,251.31		731.86	.00	731.86	9,983.17
0018 COURTHOUSE SECURITY 0018-00-000-000-0000-11010 - CASH	41,269.62	0018	3,939.28	437.65	3,501.63	44,771.25
TOTALS FOR FUND 0018 COURTHOUSE SECURITY	41,269.62		3,939.28	437.65	3,501.63	44,771.25
0019 COUNTY RECORDS MANAGEMENT 0019-00-000-000-0000-11010 - CASH	66,124.27	0019	4,465.03	6,461.11	-1,996.08	64,128.19
TOTALS FOR FUND 0019 COUNTY RECORDS MANAGEMENT	66,124.27		4,465.03	6,461.11	-1,996.08	64,128.19
0021 CRISIS INTERVENTION DONATIONS 0021-00-000-000-0000-11010 - CASH	14,827.38	0021	202.15	25.02	177.13	15,004.51
TOTALS FOR FUND 0021 CRISIS INTERVENTION DONATIONS	14,827.38		202.15	25.02	177.13	15,004.51
0022 LIBRARY BATES FUND 0022-00-000-000-0000-11010 - CASH	81,881.61	0022	11.78	.00	11.78	81,893.39
TOTALS FOR FUND 0022 LIBRARY BATES FUND	81,881.61		11.78	.00	11.78	81,893.39
0023 DISTRICT/COUNTY CRT TECH FUND 0023-00-000-000-0000-11010 - CASH	13,347.59	0023	192.45	.00	192.45	13,540.04

09/03/2021 09:04
adam8298

TOM GREEN COUNTY
ACCOUNT SUMMARY TRIAL BALANCE FOR FY21/AUG TO AUG
FUND

P 3
|glatrbal

ACCOUNT ACCOUNT NAME	BEG. BALANCE	ORG	DEBITS	CREDITS	NET CHANGE	END BALANCE
TOTALS FOR FUND 0023 DISTRICT/COUNTY CRT TECH FUND	13,347.59		192.45	.00	192.45	13,540.04
0024 SPECIALTY COURT 0024-00-000-000-0000-11010 - CASH	9,054.21	0024	757.64	1.27	756.37	9,810.58
TOTALS FOR FUND 0024 SPECIALTY COURT	9,054.21		757.64	1.27	756.37	9,810.58
0026 SPECIAL VENUE TRIALS RESERVE 0026-00-000-000-0000-11010 - CASH	750,000.00	0026	107.92	107.92	.00	750,000.00
TOTALS FOR FUND 0026 SPECIAL VENUE TRIALS RESERVE	750,000.00		107.92	107.92	.00	750,000.00
0027 TX COMMUNITY DEV BLOCK GRANT 0027-00-000-000-0000-11010 - CASH	5.00	0027	.00	.00	.00	5.00
TOTALS FOR FUND 0027 TX COMMUNITY DEV BLOCK GRANT	5.00		.00	.00	.00	5.00
0028 TRUANCY PREVENTION & DIVERSION 0028-00-000-000-0000-11010 - CASH	69,201.85	0028	2,027.03	9.67	2,017.36	71,219.21
TOTALS FOR FUND 0028 TRUANCY PREVENTION & DIVERSION	69,201.85		2,027.03	9.67	2,017.36	71,219.21
0030 CNTY CLERK PRESERV & ARCHIVE 0030-00-000-000-0000-11010 - CASH	197,629.62	0030	24,064.75	2,150.55	21,914.20	219,543.82
TOTALS FOR FUND 0030 CNTY CLERK PRESERV & ARCHIVE	197,629.62		24,064.75	2,150.55	21,914.20	219,543.82
0031 GUARDIANSHIP FUND 0031-00-000-000-0000-11010 - CASH	17,603.58	0031	1,025.10	.00	1,025.10	18,628.68
TOTALS FOR FUND 0031 GUARDIANSHIP FUND	17,603.58		1,025.10	.00	1,025.10	18,628.68
0032 CNTY CLERK ARCHIVE 0032-00-000-000-0000-11010 - CASH	208,783.54	0032	21,971.55	8,166.76	13,804.79	222,588.33

09/03/2021 09:04
adam8298

TOM GREEN COUNTY
ACCOUNT SUMMARY TRIAL BALANCE FOR FY21/AUG TO AUG
FUND

P 4
glatrbal

ACCOUNT ACCOUNT NAME	BEG. BALANCE	ORG	DEBITS	CREDITS	NET CHANGE	END BALANCE
TOTALS FOR FUND 0032 CNTY CLERK ARCHIVE	208,783.54		21,971.55	8,166.76	13,804.79	222,588.33
0035 CHILD ABUSE PREVENTION 0035-00-000-000-0000-11010 - CASH	207.21	0035	35.08	.00	35.08	242.29
TOTALS FOR FUND 0035 CHILD ABUSE PREVENTION	207.21		35.08	.00	35.08	242.29
0036 THIRD COURT OF APPEALS 0036-00-000-000-0000-11010 - CASH	1,731.76	0036	925.84	1,706.95	-781.11	950.65
TOTALS FOR FUND 0036 THIRD COURT OF APPEALS	1,731.76		925.84	1,706.95	-781.11	950.65
0037 JUSTICE COURT SECURITY 0037-00-000-000-0000-11010 - CASH	118,440.63	0037	2,073.34	.00	2,073.34	120,513.97
TOTALS FOR FUND 0037 JUSTICE COURT SECURITY	118,440.63		2,073.34	.00	2,073.34	120,513.97
0038 WASTEWATER TREATMENT 0038-00-000-000-0000-11010 - CASH	540.00	0038	190.06	.06	190.00	730.00
TOTALS FOR FUND 0038 WASTEWATER TREATMENT	540.00		190.06	.06	190.00	730.00
0041 CA PRETRIAL DIVERSION FUND 0041-00-000-000-0000-11010 - CASH	27,022.68	0041	4,503.67	1,464.68	3,038.99	30,061.67
TOTALS FOR FUND 0041 CA PRETRIAL DIVERSION FUND	27,022.68		4,503.67	1,464.68	3,038.99	30,061.67
0043 DA PRETRIAL DIVERSION FUND 0043-00-000-000-0000-11010 - CASH	79,824.26	0043	2,011.50	2,161.49	-149.99	79,674.27
TOTALS FOR FUND 0043 DA PRETRIAL DIVERSION FUND	79,824.26		2,011.50	2,161.49	-149.99	79,674.27
0045 COUNTY ATTY FEE 0045-00-000-000-0000-11010 - CASH	5,577.57	0045	15.85	442.98	-427.13	5,150.44

09/03/2021 09:04
adam8298

TOM GREEN COUNTY
ACCOUNT SUMMARY TRIAL BALANCE FOR FY21/AUG TO AUG
FUND

P 5
glatrbal

ACCOUNT ACCOUNT NAME	BEG. BALANCE	ORG	DEBITS	CREDITS	NET CHANGE	END BALANCE
TOTALS FOR FUND 0045 COUNTY ATTY FEE	5,577.57		15.85	442.98	-427.13	5,150.44
0047 JUROR DONATIONS 0047-00-000-000-0000-11010 - CASH	1,150.00	0047	146.17	.17	146.00	1,296.00
TOTALS FOR FUND 0047 JUROR DONATIONS	1,150.00		146.17	.17	146.00	1,296.00
0048 ELECTION CONTRACT SERVICES 0048-00-000-000-0000-11010 - CASH	131,278.24	0048	7,584.95	.00	7,584.95	138,863.19
TOTALS FOR FUND 0048 ELECTION CONTRACT SERVICES	131,278.24		7,584.95	.00	7,584.95	138,863.19
0050 51ST DISTRICT ATTY FEE 0050-00-000-000-0000-11010 - CASH	2,630.36	0050	70.37	.00	70.37	2,700.73
TOTALS FOR FUND 0050 51ST DISTRICT ATTY FEE	2,630.36		70.37	.00	70.37	2,700.73
0051 LATERAL ROAD 0051-00-000-000-0000-11010 - CASH	6,004.32	0051	2.28	.00	2.28	6,006.60
TOTALS FOR FUND 0051 LATERAL ROAD	6,004.32		2.28	.00	2.28	6,006.60
0052 51ST DISTRICT ATTY FORFEITURE 0052-00-000-000-0000-11010 - CASH	743,807.24	0052	101.26	5,999.93	-5,898.67	737,908.57
TOTALS FOR FUND 0052 51ST DISTRICT ATTY FORFEITURE	743,807.24		101.26	5,999.93	-5,898.67	737,908.57
0054 LOCAL PROVIDER PARTICIPATION 0054-00-000-000-0000-11010 - CASH	839,097.49	0054	4,949,656.16	289,123.97	4,660,532.19	5,499,629.68
TOTALS FOR FUND 0054 LOCAL PROVIDER PARTICIPATION	839,097.49		4,949,656.16	289,123.97	4,660,532.19	5,499,629.68
0055 119TH DISTRICT ATTY FEE 0055-00-000-000-0000-11010 - CASH	7,669.90	0055	32.29	1,056.76	-1,024.47	6,645.43

09/03/2021 09:04
adam8298

TOM GREEN COUNTY
ACCOUNT SUMMARY TRIAL BALANCE FOR FY21/AUG TO AUG
FUND

P 6
glatrbal

ACCOUNT ACCOUNT NAME	BEG. BALANCE	ORG	DEBITS	CREDITS	NET CHANGE	END BALANCE
TOTALS FOR FUND 0055 119TH DISTRICT ATTY FEE	7,669.90		32.29	1,056.76	-1,024.47	6,645.43
0056 CIVIL STATE FEES 0056-00-000-000-0000-11010 - CASH	37,927.74	0056	54,502.69	15.77	54,486.92	92,414.66
TOTALS FOR FUND 0056 CIVIL STATE FEES	37,927.74		54,502.69	15.77	54,486.92	92,414.66
0058 119TH DISTRICT ATTY FORFEITURE 0058-00-000-000-0000-11010 - CASH	33,894.55	0058	4.71	2,481.44	-2,476.73	31,417.82
TOTALS FOR FUND 0058 119TH DISTRICT ATTY FORFEITURE	33,894.55		4.71	2,481.44	-2,476.73	31,417.82
0061 BATTERING INTER & PREV PRGM 0061-00-000-000-0000-11010 - CASH	8,531.53	0061	211.06	3,620.67	-3,409.61	5,121.92
TOTALS FOR FUND 0061 BATTERING INTER & PREV PRGM	8,531.53		211.06	3,620.67	-3,409.61	5,121.92
0062 AIC/ACC ADDITIONAL FUNDING 0062-00-000-000-0000-11010 - CASH	-33,891.44	0062	1,255.00	47,315.26	-46,060.26	-79,951.70
TOTALS FOR FUND 0062 AIC/ACC ADDITIONAL FUNDING	-33,891.44		1,255.00	47,315.26	-46,060.26	-79,951.70
0063 CONCHO VALLEY TAIP 0063-00-000-000-0000-11010 - CASH	70,715.03	0063	7,009.07	16,931.08	-9,922.01	60,793.02
TOTALS FOR FUND 0063 CONCHO VALLEY TAIP	70,715.03		7,009.07	16,931.08	-9,922.01	60,793.02
0064 CONCHO VALLEY DRUG COURT 0064-00-000-000-0000-11010 - CASH	26,435.49	0064	3,165.63	13,720.46	-10,554.83	15,880.66
TOTALS FOR FUND 0064 CONCHO VALLEY DRUG COURT	26,435.49		3,165.63	13,720.46	-10,554.83	15,880.66
0065 CSCD BASIC SUPERVISION 0065-00-000-000-0000-11010 - CASH	1,402,210.12	0065	118,834.79	310,812.06	-191,977.27	1,210,232.85

09/03/2021 09:04
adam8298

TOM GREEN COUNTY
ACCOUNT SUMMARY TRIAL BALANCE FOR FY21/AUG TO AUG
FUND

P 7
|glatrbal

ACCOUNT ACCOUNT NAME	BEG. BALANCE	ORG	DEBITS	CREDITS	NET CHANGE	END BALANCE
TOTALS FOR FUND 0065 CSCD BASIC SUPERVISION	1,402,210.12		118,834.79	310,812.06	-191,977.27	1,210,232.85
0066 CRTM MALE CCF 0066-00-000-000-0000-11010 - CASH	883,213.44	0066	11,385.45	244,446.15	-233,060.70	650,152.74
TOTALS FOR FUND 0066 CRTM MALE CCF	883,213.44		11,385.45	244,446.15	-233,060.70	650,152.74
0069 SUBSTANCE ABUSE CASELOAD 0069-00-000-000-0000-11010 - CASH	33,397.24	0069	12,918.06	28,205.83	-15,287.77	18,109.47
TOTALS FOR FUND 0069 SUBSTANCE ABUSE CASELOAD	33,397.24		12,918.06	28,205.83	-15,287.77	18,109.47
0071 STATE & MUNICIPAL FEES 0071-00-000-000-0000-11010 - CASH	42,949.59	0071	16,826.71	16,341.08	485.63	43,435.22
TOTALS FOR FUND 0071 STATE & MUNICIPAL FEES	42,949.59		16,826.71	16,341.08	485.63	43,435.22
0072 CRIMINAL STATE FEES 0072-00-000-000-0000-11010 - CASH	61,463.01	0072	67,585.74	26.37	67,559.37	129,022.38
TOTALS FOR FUND 0072 CRIMINAL STATE FEES	61,463.01		67,585.74	26.37	67,559.37	129,022.38
0073 GRAFFITI ERADICATION 0073-00-000-000-0000-11010 - CASH	636.63	0073	.09	.00	.09	636.72
TOTALS FOR FUND 0073 GRAFFITI ERADICATION	636.63		.09	.00	.09	636.72
0077 UNCLAIMED PROPERTY FUND 0077-00-000-000-0000-11010 - CASH	31,483.69	0077	4.52	32.22	-27.70	31,455.99
TOTALS FOR FUND 0077 UNCLAIMED PROPERTY FUND	31,483.69		4.52	32.22	-27.70	31,455.99
0082 JUDICIAL EFFICIENCY 0082-00-000-000-0000-11010 - CASH	32,645.10	0082	1,601.27	1,010.44	590.83	33,235.93

09/03/2021 09:04
adam8298

TOM GREEN COUNTY
ACCOUNT SUMMARY TRIAL BALANCE FOR FY21/AUG TO AUG
FUND

P 8
glatrbal

ACCOUNT ACCOUNT NAME	BEG. BALANCE	ORG	DEBITS	CREDITS	NET CHANGE	END BALANCE
TOTALS FOR FUND 0082 JUDICIAL EFFICIENCY	32,645.10		1,601.27	1,010.44	590.83	33,235.93
0089 COB INTEREST & SINKING 0089-00-000-000-0000-11010 - CASH	462,200.28	0089	49,823.99	122.64	49,701.35	511,901.63
TOTALS FOR FUND 0089 COB INTEREST & SINKING	462,200.28		49,823.99	122.64	49,701.35	511,901.63
0095 PAYROLL 0095-00-000-000-0000-11010 - CASH	4,673.51	0095	4,566,619.37	4,566,605.24	14.13	4,687.64
TOTALS FOR FUND 0095 PAYROLL	4,673.51		4,566,619.37	4,566,605.24	14.13	4,687.64
0097 SHERIFF LEOSE 0097-00-000-000-0000-11010 - CASH	34,939.52	0097	1,053.18	4,297.60	-3,244.42	31,695.10
TOTALS FOR FUND 0097 SHERIFF LEOSE	34,939.52		1,053.18	4,297.60	-3,244.42	31,695.10
0098 CHILD RESTRAINT STATE FEE 0098-00-000-000-0000-11010 - CASH	7,849.83	0098	510.76	1.07	509.69	8,359.52
TOTALS FOR FUND 0098 CHILD RESTRAINT STATE FEE	7,849.83		510.76	1.07	509.69	8,359.52
0100 COUNTY ATTORNEY LEOSE 0100-00-000-000-0000-11010 - CASH	556.44	0100	.17	.00	.17	556.61
TOTALS FOR FUND 0100 COUNTY ATTORNEY LEOSE	556.44		.17	.00	.17	556.61
0102 CONSTABLE #1 LEOSE 0102-00-000-000-0000-11010 - CASH	3,666.51	0102	.56	220.00	-219.44	3,447.07
TOTALS FOR FUND 0102 CONSTABLE #1 LEOSE	3,666.51		.56	220.00	-219.44	3,447.07
0103 CONSTABLE #2 LEOSE 0103-00-000-000-0000-11010 - CASH	8,385.34	0103	1.21	.00	1.21	8,386.55

09/03/2021 09:04
adam8298

TOM GREEN COUNTY
ACCOUNT SUMMARY TRIAL BALANCE FOR FY21/AUG TO AUG
FUND

P 9
glatrbal

ACCOUNT NAME	BEG. BALANCE	ORG	DEBITS	CREDITS	NET CHANGE	END BALANCE
TOTALS FOR FUND 0103 CONSTABLE #2 LEOSE	8,385.34		1.21	.00	1.21	8,386.55
0104 CONSTABLE #3 LEOSE 0104-00-000-000-0000-11010 - CASH	3,838.49	0104	.55	220.00	-219.45	3,619.04
TOTALS FOR FUND 0104 CONSTABLE #3 LEOSE	3,838.49		.55	220.00	-219.45	3,619.04
0105 CONSTABLE #4 LEOSE 0105-00-000-000-0000-11010 - CASH	2,093.45	0105	.31	220.00	-219.69	1,873.76
TOTALS FOR FUND 0105 CONSTABLE #4 LEOSE	2,093.45		.31	220.00	-219.69	1,873.76
0109 MHI SPEC NEEDS OFFENDER 0109-00-000-000-0000-11010 - CASH	19,759.99	0109	2,388.60	5,304.74	-2,916.14	16,843.85
TOTALS FOR FUND 0109 MHI SPEC NEEDS OFFENDER	19,759.99		2,388.60	5,304.74	-2,916.14	16,843.85
0110 JUVENILE DEFERRED PROCESSING 0110-00-000-000-0000-11010 - CASH	42,073.39	0110	311.03	.00	311.03	42,384.42
TOTALS FOR FUND 0110 JUVENILE DEFERRED PROCESSING	42,073.39		311.03	.00	311.03	42,384.42
0111 EXCESS CONTRIBUTIONS 0111-00-000-000-0000-11010 - CASH	17,549.42	0111	2.53	.00	2.53	17,551.95
TOTALS FOR FUND 0111 EXCESS CONTRIBUTIONS	17,549.42		2.53	.00	2.53	17,551.95
0112 JUVENILE RESTITUTION 0112-00-000-000-0000-11010 - CASH	98.52	0112	336.46	98.53	237.93	336.45
TOTALS FOR FUND 0112 JUVENILE RESTITUTION	98.52		336.46	98.53	237.93	336.45
0114 CHILD SAFETY FEE COUNTY SHARE 0114-00-000-000-0000-11010 - CASH	31,706.26	0114	2,472.04	440.10	2,031.94	33,738.20

09/03/2021 09:04
adam8298

TOM GREEN COUNTY
ACCOUNT SUMMARY TRIAL BALANCE FOR FY21/AUG TO AUG
FUND

F 10
glatrbal

ACCOUNT ACCOUNT NAME	BEG. BALANCE	ORG	DEBITS	CREDITS	NET CHANGE	END BALANCE
TOTALS FOR FUND 0114 CHILD SAFETY FEE COUNTY SHARE	31,706.26		2,472.04	440.10	2,031.94	33,738.20
0116 CRTC FEMALE CCF 0116-00-000-000-0000-11010 - CASH	1,241,172.63	0116	16,696.79	287,637.26	-270,940.47	970,232.16
TOTALS FOR FUND 0116 CRTC FEMALE CCF	1,241,172.63		16,696.79	287,637.26	-270,940.47	970,232.16
0117 JUVENILE UNCLAIMED RESTITUTION 0117-00-000-000-0000-11010 - CASH	5,077.68	0117	2.37	.00	2.37	5,080.05
TOTALS FOR FUND 0117 JUVENILE UNCLAIMED RESTITUTION	5,077.68		2.37	.00	2.37	5,080.05
0120 2018 COB CAPITAL PROJECTS 0120-00-000-000-0000-11010 - CASH	838,052.64	0120	123.13	349,776.18	-349,653.05	488,399.59
TOTALS FOR FUND 0120 2018 COB CAPITAL PROJECTS	838,052.64		123.13	349,776.18	-349,653.05	488,399.59
0125 TGC BENEFITS TRUST 0125-00-000-000-0000-11010 - CASH	.00	0125	392,044.18	392,044.18	.00	.00
TOTALS FOR FUND 0125 TGC BENEFITS TRUST	.00		392,044.18	392,044.18	.00	.00
0150 COMMUNITY RE-ENRICHMENT WORK 0150-00-000-000-0000-11010 - CASH	21,582.10	0150	5,874.81	13,554.10	-7,679.29	13,902.81
TOTALS FOR FUND 0150 COMMUNITY RE-ENRICHMENT WORK	21,582.10		5,874.81	13,554.10	-7,679.29	13,902.81
0155 DOMESTIC VIOLENCE CASELOAD 0155-00-000-000-0000-11010 - CASH	16,194.80	0155	3,716.64	9,984.25	-6,267.61	9,927.19
TOTALS FOR FUND 0155 DOMESTIC VIOLENCE CASELOAD	16,194.80		3,716.64	9,984.25	-6,267.61	9,927.19
0156 SEX OFFENDER COUNSELING 0156-00-000-000-0000-11010 - CASH	20,440.71	0156	5,555.83	12,198.36	-6,642.53	13,798.18

09/03/2021 09:04
adam8298

TOM GREEN COUNTY
ACCOUNT SUMMARY TRIAL BALANCE FOR FY21/AUG TO AUG
FUND

P 11
glatrbal

ACCOUNT NAME	BEG. BALANCE	ORG	DEBITS	CREDITS	NET CHANGE	END BALANCE
TOTALS FOR FUND 0156 SEX OFFENDER COUNSELING	20,440.71		5,555.83	12,198.36	-6,642.53	13,798.18
0157 PRETRIAL DIVERSION PROGRAM 0157-00-000-000-0000-11010 - CASH	39,513.65	0157	6.15	7,978.94	-7,972.79	31,540.86
TOTALS FOR FUND 0157 PRETRIAL DIVERSION PROGRAM	39,513.65		6.15	7,978.94	-7,972.79	31,540.86
0401 SHERIFF FORFEITURE 0401-00-000-000-0000-11010 - CASH	197,774.32	0401	26.88	109.14	-82.26	197,692.06
TOTALS FOR FUND 0401 SHERIFF FORFEITURE	197,774.32		26.88	109.14	-82.26	197,692.06
0500 STATE AID REGIONAL 0500-00-000-000-0000-11010 - CASH	.00	0500	27,512.84	27,512.84	.00	.00
TOTALS FOR FUND 0500 STATE AID REGIONAL	.00		27,512.84	27,512.84	.00	.00
0503 COMM CORRECTIONS LOCAL 0503-00-000-000-0000-11010 - CASH	96,558.84	0503	13.49	2,002.93	-1,989.44	94,569.40
TOTALS FOR FUND 0503 COMM CORRECTIONS LOCAL	96,558.84		13.49	2,002.93	-1,989.44	94,569.40
0504 TITLE IV E REGIONAL 0504-00-000-000-0000-11010 - CASH	154,842.74	0504	1,035.07	3,991.17	-2,956.10	151,886.64
TOTALS FOR FUND 0504 TITLE IV E REGIONAL	154,842.74		1,035.07	3,991.17	-2,956.10	151,886.64
0508 TYC REGIONAL 0508-00-000-000-0000-11010 - CASH	14,115.03	0508	1.94	1.94	.00	14,115.03
TOTALS FOR FUND 0508 TYC REGIONAL	14,115.03		1.94	1.94	.00	14,115.03
0509 PRIOR YR INTEREST REGIONAL 0509-00-000-000-0000-11010 - CASH	11,940.95	0509	21.56	.00	21.56	11,962.51

09/03/2021 09:04
adam8298

TOM GREEN COUNTY
ACCOUNT SUMMARY TRIAL BALANCE FOR FY21/AUG TO AUG
FUND

P 12
glatrbal

ACCOUNT ACCOUNT NAME	BEG. BALANCE	ORG	DEBITS	CREDITS	NET CHANGE	END BALANCE
TOTALS FOR FUND 0509 PRIOR YR INTEREST REGIONAL	11,940.95		21.56	.00	21.56	11,962.51
0517 TITLE IV E INT COKE 0517-00-000-000-0000-11010 - CASH	9,820.82	0517	21.33	.00	21.33	9,842.15
TOTALS FOR FUND 0517 TITLE IV E INT COKE	9,820.82		21.33	.00	21.33	9,842.15
0541 TGC DIVERSION GRANT 0541-00-000-000-0000-11010 - CASH	-33,929.25	0541	33,929.25	.00	33,929.25	.00
TOTALS FOR FUND 0541 TGC DIVERSION GRANT	-33,929.25		33,929.25	.00	33,929.25	.00
0560 BASIC PROBATION SERVICES-REG 0560-00-000-000-0000-11010 - CASH	19,779.48	0560	2.59	7,553.75	-7,551.16	12,228.32
TOTALS FOR FUND 0560 BASIC PROBATION SERVICES-REG	19,779.48		2.59	7,553.75	-7,551.16	12,228.32
0561 COMMUNITY PROGRAMS-REGIONAL 0561-00-000-000-0000-11010 - CASH	8,594.59	0561	1.18	3,210.54	-3,209.36	5,385.23
TOTALS FOR FUND 0561 COMMUNITY PROGRAMS-REGIONAL	8,594.59		1.18	3,210.54	-3,209.36	5,385.23
0562 PRE & POST ADJUDICATION - REG 0562-00-000-000-0000-11010 - CASH	-12,928.97	0562	.00	.00	.00	-12,928.97
TOTALS FOR FUND 0562 PRE & POST ADJUDICATION - REG	-12,928.97		.00	.00	.00	-12,928.97
0563 COMMITMENT DIVERSION - REG 0563-00-000-000-0000-11010 - CASH	2,159.55	0563	.57	2,159.12	-2,158.55	1.00
TOTALS FOR FUND 0563 COMMITMENT DIVERSION - REG	2,159.55		.57	2,159.12	-2,158.55	1.00
0564 MENTAL HEALTH SERVICES - REG 0564-00-000-000-0000-11010 - CASH	1,102.42	0564	.15	842.12	-841.97	260.45

09/03/2021 09:04
adam8298

TOM GREEN COUNTY
ACCOUNT SUMMARY TRIAL BALANCE FOR FY21/AUG TO AUG
FUND

P 13
glatrbal

ACCOUNT ACCOUNT NAME	BEG. BALANCE	ORG	DEBITS	CREDITS	NET CHANGE	END BALANCE
TOTALS FOR FUND 0564 MENTAL HEALTH SERVICES - REG	1,102.42		.15	842.12	-841.97	260.45
0570 BASIC PROBATION SUPERVISION 0570-00-000-000-0000-11010 - CASH	11,466.92	0570	1.58	7,743.96	-7,742.38	3,724.54
TOTALS FOR FUND 0570 BASIC PROBATION SUPERVISION	11,466.92		1.58	7,743.96	-7,742.38	3,724.54
0571 COMMUNITY PROGRAMS 0571-00-000-000-0000-11010 - CASH	27,726.32	0571	3.85	17,024.63	-17,020.78	10,705.54
TOTALS FOR FUND 0571 COMMUNITY PROGRAMS	27,726.32		3.85	17,024.63	-17,020.78	10,705.54
0572 PRE & POST ADJUDICATION 0572-00-000-000-0000-11010 - CASH	302,279.68	0572	39.86	7,100.21	-7,060.35	295,219.33
TOTALS FOR FUND 0572 PRE & POST ADJUDICATION	302,279.68		39.86	7,100.21	-7,060.35	295,219.33
0574 MENTAL HEALTH SERVICES 0574-00-000-000-0000-11010 - CASH	18,136.31	0574	2.43	3,485.45	-3,483.02	14,653.29
TOTALS FOR FUND 0574 MENTAL HEALTH SERVICES	18,136.31		2.43	3,485.45	-3,483.02	14,653.29
0582 TYC TGC PAROLE SERVICES 0582-00-000-000-0000-11010 - CASH	38,075.73	0582	5.24	5.24	.00	38,075.73
TOTALS FOR FUND 0582 TYC TGC PAROLE SERVICES	38,075.73		5.24	5.24	.00	38,075.73
0583 TITLE IV E TGC 0583-00-000-000-0000-11010 - CASH	1,235,882.09	0583	12,153.28	20,058.11	-7,904.83	1,227,977.26
TOTALS FOR FUND 0583 TITLE IV E TGC	1,235,882.09		12,153.28	20,058.11	-7,904.83	1,227,977.26
0595 SPECIAL NEEDS DIVERSIONARY PRM 0595-00-000-000-0000-11010 - CASH	3,221.38	0595	.41	2,470.02	-2,469.61	751.77

09/03/2021 09:04
adam8298

TOM GREEN COUNTY
ACCOUNT SUMMARY TRIAL BALANCE FOR FY21/AUG TO AUG
FUND

P 14
glatrbal

ACCOUNT ACCOUNT NAME	BEG. BALANCE	ORG	DEBITS	CREDITS	NET CHANGE	END BALANCE
TOTALS FOR FUND 0595 SPECIAL NEEDS DIVERSIONARY PRM	3,221.38		.41	2,470.02	-2,469.61	751.77
0597 TITLE IV E INT TGC 0597-00-000-000-0000-11010 - CASH	59,680.77	0597	170.29	.00	170.29	59,851.06
TOTALS FOR FUND 0597 TITLE IV E INT TGC	59,680.77		170.29	.00	170.29	59,851.06
0599 PRIOR YR INTEREST TGC 0599-00-000-000-0000-11010 - CASH	7,080.90	0599	54.33	.00	54.33	7,135.23
TOTALS FOR FUND 0599 PRIOR YR INTEREST TGC	7,080.90		54.33	.00	54.33	7,135.23
0600 REIM FOR MANDATED FUNDING 0600-00-000-000-0000-11010 - CASH	50,928.20	0600	38,215.88	65,013.78	-26,797.90	24,130.30
TOTALS FOR FUND 0600 REIM FOR MANDATED FUNDING	50,928.20		38,215.88	65,013.78	-26,797.90	24,130.30
0613 DISTRICT ATTY GRANTS 0613-00-000-000-0000-11010 - CASH	-21,580.75	0613	11,516.48	6,833.70	4,682.78	-16,897.97
TOTALS FOR FUND 0613 DISTRICT ATTY GRANTS	-21,580.75		11,516.48	6,833.70	4,682.78	-16,897.97
0625 COUNTY ATTY GRANTS 0625-00-000-000-0000-11010 - CASH	-7,849.01	0625	3,247.46	3,247.46	.00	-7,849.01
TOTALS FOR FUND 0625 COUNTY ATTY GRANTS	-7,849.01		3,247.46	3,247.46	.00	-7,849.01
0654 SHERIFF GRANTS 0654-00-000-000-0000-11010 - CASH	-29,514.16	0654	19,101.76	3,257.89	15,843.87	-13,670.29
TOTALS FOR FUND 0654 SHERIFF GRANTS	-29,514.16		19,101.76	3,257.89	15,843.87	-13,670.29
0665 ADULT PROBATION GRANTS 0665-00-000-000-0000-11010 - CASH	-5,490.15	0665	5,490.15	1,830.05	3,660.10	-1,830.05

09/03/2021 09:04
adam8298

TOM GREEN COUNTY
ACCOUNT SUMMARY TRIAL BALANCE FOR FY21/AUG TO AUG
FUND

P 15
glatrbal

ACCOUNT ACCOUNT NAME	BEG. BALANCE	ORG	DEBITS	CREDITS	NET CHANGE	END BALANCE
TOTALS FOR FUND 0665 ADULT PROBATION GRANTS	-5,490.15		5,490.15	1,830.05	3,660.10	-1,830.05
0699 BLOCK GRANTS 0699-00-000-000-0000-11010 - CASH	1,661,541.66	0699	129,277.88	153,883.46	-24,605.58	1,636,936.08
TOTALS FOR FUND 0699 BLOCK GRANTS	1,661,541.66		129,277.88	153,883.46	-24,605.58	1,636,936.08
REPORT TOTALS	19,548,524.44		15,751,769.17	12,264,652.48	3,487,116.69	23,035,641.13

** END OF REPORT - Generated by ADAM NUNEZ **

09/03/2021 09:05
adam8298

TOM GREEN COUNTY
ACCOUNT SUMMARY TRIAL BALANCE FOR FY21/AUG TO AUG
FUND

P 1
|glatrbal

ACCOUNT NAME	BEG. BALANCE	ORG	DEBITS	CREDITS	NET CHANGE	END BALANCE
0001-00-000-000-0000-11513 - CERTIFICATE OF DEPOSITS	5,196,099.83	0001	1,040.47	500.14	540.33	5,196,640.16
0001-00-000-000-0000-11515 - TEXAS CLASS	14,640,846.32	0001	896.31	1,000,011.58	-999,115.27	13,641,731.05
0001-00-000-000-0000-11517 - TEXPOOL INVESTMENTS	5,251,702.02	0001	84.25	.00	84.25	5,251,786.27
0001-00-000-000-0000-11518 - TEXPOOL PRIME INVESTMENTS	5,253,958.10	0001	290.11	.00	290.11	5,254,248.21
TOTALS FOR FUND 0001 GENERAL FUND	30,342,606.27		2,311.14	1,000,511.72	-998,200.58	29,344,405.69
0078 BAIL BOND COLLATERAL 0078-00-000-000-0000-11513 - CERTIFICATE OF DEPOSITS	410,000.00	0078	.00	.00	.00	410,000.00
0078-00-000-000-0000-11515 -CLEAR TEXAS CLASS	175,131.54	0078	9.13	.00	9.13	175,140.67
0078-00-000-000-0000-11515 -JENKI TEXAS CLASS	20,009.52	0078	1.00	.00	1.00	20,010.52
0078-00-000-000-0000-11515 -QUICK TEXAS CLASS	27,023.26	0078	1.45	.00	1.45	27,024.71
TOTALS FOR FUND 0078 BAIL BOND COLLATERAL	632,164.32		11.58	.00	11.58	632,175.90
0120 2018 COB CAPITAL PROJECTS 0120-00-000-000-0000-11515 - TEXAS CLASS	1,094,615.99	0120	56.98	.00	56.98	1,094,672.97
TOTALS FOR FUND 0120 2018 COB CAPITAL PROJECTS	1,094,615.99		56.98	.00	56.98	1,094,672.97
0699 BLOCK GRANTS 0699-00-000-000-0000-11515 -21011 TEXAS CLASS	6,577,183.06	0699	409.55	.00	409.55	6,577,592.61
0699-00-000-000-0000-11518 -21011 TEXPOOL PRIME INVESTMENTS	3,000,000.00	0699	122.91	.00	122.91	3,000,122.91
TOTALS FOR FUND 0699 BLOCK GRANTS	9,577,183.06		532.46	.00	532.46	9,577,715.52
REPORT TOTALS	41,646,569.64		2,912.16	1,000,511.72	-997,599.56	40,648,970.08

** END OF REPORT - Generated by ADAM NUNEZ **

Interest Earned

Bank Service Charge

Credit Card Balance

Electronic Filing Balance

Wells Fargo (Oper)

Texas Class (Annual Yield)

Interest Earned (Posted)	Interest Rate (Posted)	Interest Variance (Posted)	Fiscal	Interest Earned	Interest Rate	Interest Variance
\$ 617.70	0.1600%		Oct-20	\$ 2,529.06	0.1771%	
\$ 728.75	0.1600%	0.0000%	Nov-20	\$ 1,618.23	0.1486%	-0.0285%
\$ 767.18	0.1600%	0.0000%	Dec-20	\$ 1,461.15	0.1398%	-0.0088%
\$ 956.46	0.1600%	0.0000%	Jan-21	\$ 1,754.56	0.1316%	-0.0082%
\$ 773.71	0.1600%	0.0000%	Feb-21	\$ 1,817.07	0.1090%	-0.0226%
\$ 747.27	0.1600%	0.0000%	Mar-21	\$ 2,250.12	0.1051%	-0.0039%
\$ 833.40	0.1600%	0.0000%	Apr-21	\$ 1,753.08	0.0840%	-0.0211%
\$ 867.24	0.1600%	0.0000%	May-21	\$ 1,693.46	0.0784%	-0.0056%
\$ 767.79	0.1600%	0.0000%	Jun-21	\$ 1,801.50	0.0611%	-0.0173%
\$ 1,529.47	0.1600%	0.0000%	Jul-21	\$ 1,351.26	0.0615%	0.0004%
\$ 1,567.36	0.1600%	0.0000%	Aug-21	\$ 951.04	0.0506%	-0.0109%
\$ -	0.0000%	0.0000%	Sep-21	\$ -	0.0000%	0.0000%
\$ 10,156.33	0.1600%		TTD	\$ 18,980.53	0.1043%	

* Wells Fargo Interest is only for the OPER Account - the Munis detail will include all bank accounts

Texpool (Avg Monthly Rate)

Texpool Prime (Avg Mthly Rate)

Interest Earned	Interest Rate	Interest Variance		Interest Earned	Interest Rate	Interest Variance
\$ 321.72	0.1335%		Oct-20	\$ 555.96	0.2281%	
\$ 287.19	0.1231%	-0.0104%	Nov-20	\$ 383.38	0.1625%	-0.0656%
\$ 224.76	0.0909%	-0.0322%	Dec-20	\$ 357.22	0.1431%	-0.0194%
\$ 343.31	0.0793%	-0.0116%	Jan-21	\$ 519.75	0.1192%	-0.0239%
\$ 247.81	0.0431%	-0.0362%	Feb-21	\$ 559.85	0.0973%	-0.0219%
\$ 112.51	0.0187%	-0.0244%	Mar-21	\$ 543.80	0.0916%	-0.0057%
\$ 63.21	0.0135%	-0.0052%	Apr-21	\$ 385.56	0.0830%	-0.0086%
\$ 45.30	0.0102%	-0.0033%	May-21	\$ 346.53	0.0777%	-0.0053%
\$ 56.32	0.0131%	0.0029%	Jun-21	\$ 305.68	0.0708%	-0.0069%
\$ 84.25	0.0189%	0.0058%	Jul-21	\$ 413.02	0.0655%	-0.0053%
\$ 99.00	0.0222%	0.0033%	Aug-21	\$ 433.27	0.0618%	-0.0037%
\$ -	0.0000%	0.0000%	Sep-21	\$ -	0.0000%	0.0000%
\$ 1,885.38	0.0515%		TTD	\$ 4,804.02	0.1091%	

09/09/2021
08:26:17

TOM GREEN COUNTY
INTEREST

FROM 2021 01 TO 2021 13

	ORIGINAL APPROP	TRANFRS/ ADJSTMTS	REVISED BUDGET	ACTUALS	ENCUMBRANCES	AVAILABLE BUDGET	PCT USED
43701 DEPOSITORY INTEREST	15,200	0	15,200	27,110.77	.00	-11,910.77	178.4%
TOTAL REVENUES	15,200	0	15,200	27,110.77	.00	-11,910.77	
43702 TX CLASS ASSET SECURITY INT	0	0	0	.00	.00	.00	.0%
43703 CERTIFICATE OF DEPOSIT INTERES	100,000	0	100,000	28,850.07	.00	71,149.93	28.9%
TOTAL REVENUES	100,000	0	100,000	28,850.07	.00	71,149.93	
43705 TEXAS CLASS INTEREST	197,500	0	197,500	18,980.53	.00	178,519.47	9.6%
TOTAL REVENUES	197,500	0	197,500	18,980.53	.00	178,519.47	
43707 TEXPOOL INTEREST	30,000	0	30,000	1,885.38	.00	28,114.62	6.3%
TOTAL REVENUES	30,000	0	30,000	1,885.38	.00	28,114.62	
43708 TEXPOOL PRIME INTEREST	40,000	0	40,000	4,804.02	.00	35,195.98	12.0%
TOTAL REVENUES	40,000	0	40,000	4,804.02	.00	35,195.98	
43711 GAIN ON INVESTMENT	0	0	0	.00	.00	.00	.0%
43712 MINERAL INTEREST	500	0	500	495.63	.00	4.37	99.1%
TOTAL REVENUES	500	0	500	495.63	.00	4.37	
GRAND TOTAL	383,200	0	383,200	82,126.40	.00	301,073.60	21.4%

09/08/2021
11:31:47

TOM GREEN COUNTY
BANK SERVICE CHARGE

FROM 2021 01 TO 2021 13

	ORIGINAL APPROP	TRANFRS/ ADJSTMTS	REVISED BUDGET	ACTUALS	ENCUMBRANCES	AVAILABLE BUDGET	PCT USED
70444 BANK SVC CHARGES	35,000	21,000	56,000	46,328.80	.00	9,671.20	82.7%
TOTAL EXPENSES	35,000	21,000	56,000	46,328.80	.00	9,671.20	
GRAND TOTAL	35,000	21,000	56,000	46,328.80	.00	9,671.20	82.7%

09/03/2021 09:06
adam8298

| TOM GREEN COUNTY
| ACCOUNT SUMMARY TRIAL BALANCE FOR FY21/AUG TO AUG
FUND

| P 1
| glatrbal

ACCOUNT ACCOUNT NAME	BEG. BALANCE	ORG	DEBITS	CREDITS	NET CHANGE	END BALANCE
0001-00-000-000-0000-11703 - COUNTY CLERK CREDIT CARD	7,828.50	0001	51,390.50	55,551.00	-4,160.50	3,668.00
0001-00-000-000-0000-11714 - DISTRICT CLERK CREDIT CARD	2,085.15	0001	15,684.00	17,365.00	-1,681.00	404.15
0001-00-000-000-0000-11715 - JP1 CREDIT CARD CLEARING ACCT	2,144.40	0001	4,592.00	6,010.00	-1,418.00	726.40
0001-00-000-000-0000-11716 - JP2 CREDIT CARD CLEARING ACCT	6,459.75	0001	52,475.04	56,787.00	-4,311.96	2,147.79
0001-00-000-000-0000-11717 - JP3 CREDIT CARD CLEARING ACCT	1,994.52	0001	14,548.46	16,143.00	-1,594.54	399.98
0001-00-000-000-0000-11718 - JP4 CREDIT CARD CLEARING ACCT	3,131.25	0001	13,869.20	16,312.00	-2,442.80	688.45
0001-00-000-000-0000-11723 - COUNTY CLERK EFILE ACCOUNT	2,461.00	0001	21,848.00	23,447.00	-1,599.00	862.00
0001-00-000-000-0000-11724 - DISTRICT CLERK EFILE ACCOUNT	2,311.00	0001	29,831.00	31,093.00	-1,262.00	1,049.00
0001-00-000-000-0000-11725 - JP#1 EFILE ACCOUNT	5.00	0001	.00	.00	.00	5.00
0001-00-000-000-0000-11726 - JP#2 EFILE ACCOUNT	5.00	0001	.00	.00	.00	5.00
0001-00-000-000-0000-11727 - JP#3 EFILE ACCOUNT	5.00	0001	.00	.00	.00	5.00
0001-00-000-000-0000-11728 - JP#4 EFILE ACCOUNT	697.00	0001	1,063.00	1,709.00	-646.00	51.00
0001-00-000-000-0000-11750 - ACH/WIRE BANK ACCOUNT IRS	5.00	0001	372.00	434.00	-62.00	-57.00
0001-00-000-000-0000-11780 - LIBRARY CREDIT CARD CLEARING	456.93	0001	2,832.83	3,196.67	-363.84	93.09
0001-01-000-036-0000-11733 - RESEARCH TX CLEARING - CC	5.00	00010360	15.80	15.80	.00	5.00
0001-01-000-036-0000-11734 - RESEARCH TX CLEARING - DC	5.00	00010360	11.60	11.60	.00	5.00
TOTALS FOR FUND 0001 GENERAL FUND	29,599.50		208,533.43	228,075.07	-19,541.64	10,057.86
REPORT TOTALS	29,599.50		208,533.43	228,075.07	-19,541.64	10,057.86

** END OF REPORT - Generated by ADAM NUNEZ **

Bond Indebtedness

TOM GREEN COUNTY INDEBTEDNESS

August 2021 Ending Balance

FUND 087 TAX NOTES SERIES 2009

TAX NOTES, SERIES 2009

2.4970300% (Net Eff Int Rate - Texas Vernon's)

ORIGINAL DEBT ISSUED \$8,350,000.00

TOM GREEN COUNTY INDEBTEDNESS

15 Certificate of Obligation

FUND 089 CERTIFICATE OF OBLIGATION SERIES 2015

3.54075300% (Net Eff Int Rate - Texas Vernon's)

ORIGINAL DEBT ISSUED \$50,000,000.00

<u>PREVIOUS BALANCE OUTSTANDING</u>	<u>PRINCIPAL PAYMENT DUE</u>	<u>CURRENT BALANCE OUTSTANDING</u>	<u>SCHEDULED DUE DATE</u>	
50,000,000.00	\$0.00	50,000,000.00	01-Feb-16	
50,000,000.00	\$0.00	50,000,000.00	01-Feb-17	
50,000,000.00	\$1,365,000.00	48,635,000.00	01-Feb-18	<u>PAID</u>
48,635,000.00	\$1,525,000.00	47,110,000.00	01-Feb-19	<u>PAID</u>
47,110,000.00	\$1,605,000.00	45,505,000.00	01-Feb-20	<u>PAID</u>
45,505,000.00	\$1,690,000.00	43,815,000.00	01-Feb-21	<u>PAID</u>
43,815,000.00	\$1,775,000.00	42,040,000.00	01-Feb-22	
42,040,000.00	\$1,865,000.00	40,175,000.00	01-Feb-23	
40,175,000.00	\$1,940,000.00	38,235,000.00	01-Feb-24	
38,235,000.00	\$2,020,000.00	36,215,000.00	01-Feb-25	
36,215,000.00	\$2,125,000.00	34,090,000.00	01-Feb-26	
34,090,000.00	\$2,235,000.00	31,855,000.00	01-Feb-27	
31,855,000.00	\$2,325,000.00	29,530,000.00	01-Feb-28	
29,530,000.00	\$2,420,000.00	27,110,000.00	01-Feb-29	
27,110,000.00	\$2,520,000.00	24,590,000.00	01-Feb-30	
24,590,000.00	\$2,630,000.00	21,960,000.00	01-Feb-31	
21,960,000.00	\$2,765,000.00	19,195,000.00	01-Feb-32	
19,195,000.00	\$2,880,000.00	16,315,000.00	01-Feb-33	
16,315,000.00	\$2,995,000.00	13,320,000.00	01-Feb-34	
13,320,000.00	\$3,130,000.00	10,190,000.00	01-Feb-35	
10,190,000.00	\$3,270,000.00	6,920,000.00	01-Feb-36	
6,920,000.00	\$3,395,000.00	3,525,000.00	01-Feb-37	
3,525,000.00	\$3,525,000.00	0.00	01-Feb-38	

* PRINCIPAL PAYMENTS DUE ANNUALLY ON THE 1st DAY OF FEBRUARY. ACTUALLY PAID EVERY JANUARY

** INTEREST PAYMENTS ARE DUE SEMI-ANNUALLY ON THE 1st DAY OF FEBRUARY AND AUGUST

TOM GREEN COUNTY INDEBTEDNESS

August 2021 Ending Balance

FUND 081 COMBINATION TAX & LIMITED SURPLUS REVENUE CERTIFICATES OF OBLIGATION ,SERIES 2017

Cusip Prefix 889642

PREVIOUS BALANCE OUTSTANDING	PRINCIPAL PAYMENT DUE	CURRENT BALANCE OUTSTANDING	SCHEDULED DUE DATE	
9,515,000.00	\$0.00	9,515,000.00	01-Feb-17	
9,515,000.00	\$170,000.00	9,345,000.00	01-Feb-18	GJ7 <u>PAID</u>
9,345,000.00	\$305,000.00	9,040,000.00	01-Feb-19	GK4 <u>PAID</u>
9,040,000.00	\$310,000.00	8,730,000.00	01-Feb-20	GL2 <u>PAID</u>
8,730,000.00	\$345,000.00	8,385,000.00	01-Feb-21	GM0 <u>PAID</u>
8,385,000.00	\$355,000.00	8,030,000.00	01-Feb-22	GN8
8,030,000.00	\$365,000.00	7,665,000.00	01-Feb-23	GP3
7,665,000.00	\$380,000.00	7,285,000.00	01-Feb-24	GQ1
7,285,000.00	\$395,000.00	6,890,000.00	01-Feb-25	GR9
6,890,000.00	\$415,000.00	6,475,000.00	01-Feb-26	GS7
6,475,000.00	\$430,000.00	6,045,000.00	01-Feb-27	GT5
6,045,000.00	\$445,000.00	5,600,000.00	01-Feb-28	GU2
5,600,000.00	\$500,000.00	5,100,000.00	01-Feb-29	GV0
5,100,000.00	\$510,000.00	4,590,000.00	01-Feb-30	GV0
4,590,000.00	\$525,000.00	4,065,000.00	01-Feb-31	GV0
4,065,000.00	\$540,000.00	3,525,000.00	01-Feb-32	GV0
3,525,000.00	\$555,000.00	2,970,000.00	01-Feb-33	GV0
2,970,000.00	\$570,000.00	2,400,000.00	01-Feb-34	GV0
2,400,000.00	\$585,000.00	1,815,000.00	01-Feb-35	GV0
1,815,000.00	\$600,000.00	1,215,000.00	01-Feb-36	GV0
1,215,000.00	\$615,000.00	600,000.00	01-Feb-37	GV0
600,000.00	\$600,000.00	0.00	01-Feb-38	GW8

TOM GREEN COUNTY INDEBTEDNESS

August 2021 Ending Balance

FUND 080 COMBINATION TAX & LIMITED SURPLUS REVENUE CERTIFICATES OF OBLIGATION, SERIES 2018

Cusip NO. Prefix: 889642

MATURITY SCHEDULE \$7,960,000

\$4,670,000 Serial Certificates

PREVIOUS BALANCE OUTSTANDING	PRINCIPAL AMOUNT DUE	CURRENT BALANCE OUTSTANDING	SCHEDULED DUE DATE
7,960,000.00	\$0.00	\$7,960,000.00	1-Feb-18
7,960,000.00	\$160,000.00	\$7,800,000.00	1-Feb-19 GX6 PAID
7,800,000.00	\$250,000.00	\$7,550,000.00	1-Feb-20 GY4 PAID
7,550,000.00	\$265,000.00	\$7,285,000.00	1-Feb-21 GZ1 PAID
7,285,000.00	\$275,000.00	\$7,010,000.00	1-Feb-22 HA5
7,010,000.00	\$290,000.00	\$6,720,000.00	1-Feb-23 HB3
6,720,000.00	\$305,000.00	\$6,415,000.00	1-Feb-24 HC1
6,415,000.00	\$320,000.00	\$6,095,000.00	1-Feb-25 HD9
6,095,000.00	\$340,000.00	\$5,755,000.00	1-Feb-26 HE7
5,755,000.00	\$355,000.00	\$5,400,000.00	1-Feb-27 HF4
5,400,000.00	\$375,000.00	\$5,025,000.00	1-Feb-28 HG2
5,025,000.00	\$390,000.00	\$4,635,000.00	1-Feb-29 HH0
4,635,000.00	\$400,000.00	\$4,235,000.00	1-Feb-30 HJ6
4,235,000.00	\$415,000.00	\$3,820,000.00	1-Feb-31 HK3
3,820,000.00	\$430,000.00	\$3,390,000.00	1-Feb-32 HK3
3,390,000.00	\$445,000.00	\$2,945,000.00	1-Feb-33 HK3
2,945,000.00	\$455,000.00	\$2,490,000.00	1-Feb-34 HK3
2,490,000.00	\$470,000.00	\$2,020,000.00	1-Feb-35 HK3
2,020,000.00	\$480,000.00	\$1,540,000.00	1-Feb-36 HK3
1,540,000.00	\$500,000.00	\$1,040,000.00	1-Feb-37 HK3
1,040,000.00	\$510,000.00	\$530,000.00	1-Feb-38 HK3
530,000.00	\$530,000.00	\$0.00	1-Feb-39 HM9

Bank Collateral

LGC Sec. 116.084. INADEQUATE SECURITY. If for any reason the county funds on deposit with the county depository exceed the amount of security pledged, the depository shall immediately pledge additional security with the commissioners court.

Acts 1987, 70th Leg., ch. 149, Sec. 1, eff. Sept. 1, 1987.



Public Funds Collateral Management Team
 333 Market St 4th Floor
 San Francisco, CA 94105-2100
 Phone: 1-877-479-6603
 publicfundscollateral@wellsfargo.com

PUBLIC FUNDS

STATEMENT PERIOD
 08/01/2021 - 08/31/2021

XNPBFMDTDY 1 000116



TOM GREEN COUNTY
 DIANNA SPIEKER
 112 W BEAUREGARD AVE
 COUNTY TREASURER
 SAN ANGELO, TX 76903-5835

DAILY COLLATERAL REPORT

Date	Deposit Total	FDIC Insurance	Total Deposits Requiring Collateral	Collateral Value	Required Collateral Level	Collateral Value vs. Required Collateral
08/01/2021	24,796,469.33	1,500,000.00	23,296,469.33	31,076,453.01	25,626,116.26	5,450,336.75
08/02/2021	24,756,224.33	1,500,000.00	23,256,224.33	31,136,655.99	25,581,846.76	5,554,809.23
08/03/2021	24,453,565.47	1,500,000.00	22,953,565.47	31,131,152.48	25,248,922.02	5,882,230.46
08/04/2021	24,566,436.74	1,500,000.00	23,066,436.74	27,138,324.89	25,373,080.41	1,765,244.48
08/05/2021	24,004,468.37	1,500,000.00	22,504,468.37	27,117,520.65	24,754,915.21	2,362,605.44
08/06/2021	23,528,811.83	1,312,159.43	22,216,652.40	26,113,814.33	24,438,317.64	1,675,496.69
08/07/2021	23,528,811.83	1,312,159.43	22,216,652.40	26,113,814.33	24,438,317.64	1,675,496.69
08/08/2021	23,528,811.83	1,312,159.43	22,216,652.40	26,113,814.33	24,438,317.64	1,675,496.69
08/09/2021	23,513,440.57	1,312,159.43	22,201,281.14	26,097,099.86	24,421,409.25	1,675,690.61
08/10/2021	23,502,339.09	1,312,159.43	22,190,179.66	26,130,201.70	24,409,197.63	1,721,004.07
08/11/2021	23,639,611.00	1,312,159.43	22,327,451.57	26,167,178.01	24,560,196.73	1,606,981.28
08/12/2021	23,909,338.88	1,312,159.43	22,597,179.45	26,178,549.51	24,856,897.40	1,321,652.12
08/13/2021	23,806,035.82	1,312,159.43	22,493,876.39	26,194,318.28	24,743,264.03	1,451,054.25
08/14/2021	23,806,035.82	1,312,159.43	22,493,876.39	26,194,318.28	24,743,264.03	1,451,054.25
08/15/2021	23,806,035.82	1,312,159.43	22,493,876.39	26,194,318.28	24,743,264.03	1,451,054.25
08/16/2021	23,426,495.03	1,312,159.43	22,114,335.60	26,193,904.57	24,325,769.16	1,868,135.41
08/17/2021	23,354,221.36	1,312,159.43	22,042,061.93	26,171,821.00	24,246,268.12	1,925,552.88
08/18/2021	22,990,470.99	1,312,159.43	21,678,311.56	26,163,545.39	23,846,142.72	2,317,402.67
08/19/2021	27,551,654.49	1,500,000.00	26,051,654.49	26,173,862.86	28,656,819.94	(2,482,957.08)
08/20/2021	27,698,062.21	1,500,000.00	26,198,062.21	37,171,895.73	28,817,868.43	8,354,027.30
08/21/2021	27,698,062.21	1,500,000.00	26,198,062.21	37,171,895.73	28,817,868.43	8,354,027.30
08/22/2021	27,698,062.21	1,500,000.00	26,198,062.21	37,171,895.73	28,817,868.43	8,354,027.30
08/23/2021	27,734,561.50	1,500,000.00	26,234,561.50	37,186,408.02	28,858,017.65	8,328,390.37
08/24/2021	28,177,592.61	1,500,000.00	26,677,592.61	37,181,932.99	29,345,351.87	7,836,581.12
08/25/2021	28,015,580.86	1,500,000.00	26,515,580.86	37,150,975.96	29,167,138.95	7,983,837.01
08/26/2021	28,998,474.33	1,500,000.00	27,498,474.33	37,140,730.39	30,248,321.76	6,892,408.63
08/27/2021	27,975,220.94	1,500,000.00	26,475,220.94	37,168,176.30	29,122,743.03	8,045,433.27
08/28/2021	27,975,220.94	1,500,000.00	26,475,220.94	37,168,176.30	29,122,743.03	8,045,433.27
08/29/2021	27,975,220.94	1,500,000.00	26,475,220.94	37,168,176.30	29,122,743.03	8,045,433.27
08/30/2021	27,543,908.02	1,500,000.00	26,043,908.02	37,164,111.27	28,648,298.82	8,515,812.45
08/31/2021	27,632,719.33	1,500,000.00	26,132,719.33	37,173,266.64	28,745,991.26	8,427,275.38

XNPBFMDTDY 000116 NNNNNNNNNNN NNN NNN 001 002 000433 21952847.1

28



Public Funds Collateral Management Team
 333 Market St 4th Floor
 San Francisco, CA 94105-2100
 Phone: 1-877-479-6603
 publicfundscollateral@wellsfargo.com

**WELLS FARGO BANK, N.A.
 PUBLIC FUNDS COLLATERAL MANAGEMENT TEAM
 COLLATERAL ANALYSIS**

TOM GREEN COUNTY
 DIANNA SPIEKER
 112 W BEAUREGARD AVE
 COUNTY TREASURER
 SAN ANGELO, TX 76903-5835

DATE COMPLETED: September 07, 2021
CONTRA NUMBER: PL-0001971
COLLATERAL WHEREHELD: Bank of New York Mellon

COLLATERAL ANALYSIS AS OF: August 31, 2021
COLLATERAL ACCOUNT NUMBER: WUB512

CUSIP	Description	CPN	Maturity Date	Original Face	Current Par	Market Value	Collateral Value
3138M8J53	FNAP4783 3.000% 09/01/2042	3.00	9/1/2042	74,891,045.00	20,000,843.59	21,394,166.55	21,394,166.55
3138W9BU3	FNAS0050 3.500% 07/01/2043	3.50	7/1/2043	21,944,255.00	5,015,357.07	5,441,711.14	5,441,711.14
3140XCFZ6	FNFM8283 3.500% 03/01/2048	3.50	3/1/2048	393,979.00	376,887.07	401,439.69	401,439.69
31418BWG7	FNMA2446 3.000%	3.00	11/1/2035	34,826,300.00	9,302,560.26	9,935,949.26	9,935,949.26
Total for Collateral Account Number: WUB512				\$132,055,579.00	\$34,695,647.99	\$37,173,266.64	\$37,173,266.64
Total for PL-0001971 :				\$132,055,579.00	\$34,695,647.99	\$37,173,266.64	\$37,173,266.64

XNPBFMDTDY 000116 NNNNNNNNNNNN NNN NNN 002 002 000435 21952847.1